



2022 SPA FRANCORCHAMPS EVENT

25 to 28 August 2022

From	The FIA Formula 2 Race Director	Document	33
To	All Teams, All Officials	Date	27 August 2022
		Time	10:03

Title Event notes version 4
Description Event notes version 4
Enclosed 2022 SPA Event - Event NotesV4.pdf

Rui Marques

The FIA Formula 2 Race Director

SPA FRANCORCHAMPS EVENT

26 TO 28 AUGUST 2022

From	The FIA Formula 2 Race Director	Document	33
To	FIA Formula 2 Teams and Officials / The Stewards	Date	27 August 2022
		Time	09.55

Event Notes V4

General Instructions.

- 1) **Matters arising from the Hungaroring event.**
- 2) **Pit lane map**
 - 2.1 Safety Car lines.
 - 2.2 The location of the pit entry and the pit exit.
 - 2.3 Designated garage areas.
 - 2.4 Safety Car position for first lap and rest of race.
 - 2.5 Blue flag marshal at the pit exit.
 - 2.6 Track light panels displaying pit entry status.
- 3) **Pirelli Event Preview.**
 - 3.1 With reference to Article 12.8 of the Technical Regulations see the attached document provided by the official tyre supplier.
- 4) **Transfer Procedure from support paddock to F1 pit lane.**
 - 4.1 For the transfer procedures from the support paddock to the F1 pitlane, prior to all sessions and races, only the set of installation tyres detailed in Article 24.1 of the Sporting Regulations, may be used.
 - 4.2 A detailed description and further information of this procedure (pit Lane order and timing) are described in the attached document – F2 Event Procedures.
- 5) **Track light panels.**
 - 5.1 The FIA track light panels have been installed in the positions shown on the circuit map. In accordance with Appendix H to the ISC the light signals have the same meaning as flag signals.
- 6) **Start Lights**
 - 6.1 When the red start lights are illuminated all cars shall immediately reduce speed and proceed slowly back to the pit lane.
- 7) **Drivers leaving their pit stop position in the pit lane.**
 - 7.1 For safety reasons, during practice and qualifying drivers must not do burn outs from their pit stop position, for the avoidance of doubt this also applies when the pit exit is open for reconnaissance laps.
 - 7.2 It is not permitted to do burn outs or clutch bite points checks in the paddock, garage areas and in the pit lane at any time during the Event.
 - 7.3 For reasons of safety, any driver released from their pit stop position must move to the fast lane as quickly as possible, drivers must not drive side by side with another car.
 - 7.4 For reasons of safety and sporting equity, drivers must not drive through other team's pit bay after being released from their pit stop position.
- 8) **Fuel pressure release in parc fermé.**
 - 8.1 For safety reasons, teams are authorised to appoint one person specifically in order to release the pressure inside the fuel cell when the cars return after each session. In addition, teams are authorised to attach fans to

the car in the parc fermé.

- 8.2 When the cars are in the parc fermé, this person must request prior authorisation from the FIA Technical Delegate on site and is only authorized to perform the action specified above.
- 8.3 This person will not count as far as Article 21.5 of the 2022 FIA F2 Sporting Regulations is concerned (team personnel limitation).

9) **Observing yellow flags during free practice and qualifying.**

- 9.1 Double waved: Any driver passing through a double waved yellow marshalling sector must reduce speed significantly and be prepared to change direction or stop. In order for the stewards to be satisfied that any such driver has complied with these requirements it must be clear that he has not attempted to set a meaningful lap time, for practical purposes this means any driver in a double yellow sector, will have that lap time deleted.
- 9.2 Single waved: Drivers should reduce their speed and be prepared to change direction. It must be clear that a driver has reduced speed and, in order for this to be clear, a driver would be expected to have braked earlier and/or discernibly reduced speed in the relevant marshalling sector.

Drivers should not overtake any car in a single waved yellow marshalling sector unless it is clear that a car is slowing with a completely obvious problem, e.g. obvious accident damage or a deflated tyre.

10) **Lapping during the race.**

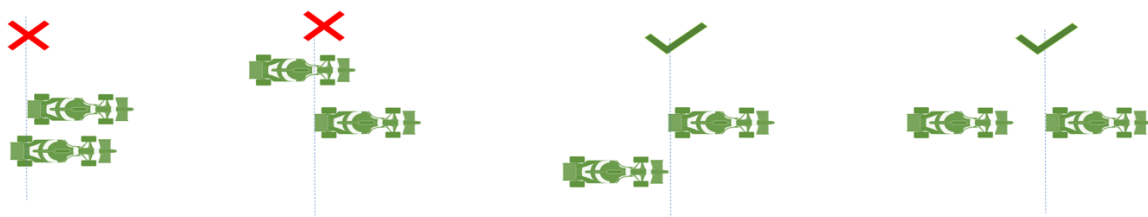
- 10.1 The ISC requires drivers who are caught by another car about to lap him to allow the faster driver past at the first available opportunity. The F1 Marshalling System has been developed in order to ensure that the point at which a driver is shown blue flags is consistent, rather than trusting the ability of marshals to identify situations that require blue flags.

As it was at the end of last season the system will be set to give a pre-warning when the faster car is within 3.0s of the car about to be lapped, this should be used by the team of the slower car to warn their driver he is soon going to be lapped and that allowing the faster car through should be considered a priority. When the faster car is within 1.2s of the car about to be lapped blue flags will be shown to the slower car (in addition to blue light panels, blue cockpit lights and a message on the timing monitors) and the driver must allow the following driver to overtake at the first available opportunity.

It should be noted that the aim of using F1MS is ensure consistent application of the rules, additional instructions may also be given by race control when necessary.

11) **Safety Car Procedure**

- 11.1 Art. 40.13 (...) In order to avoid the likelihood of accidents before the safety car returns to the pits, from the point at which the lights on the car are turned out drivers must proceed at a pace which involves no erratic acceleration or braking nor any manoeuvre which is likely to endanger other drivers or impede the restart.(...)



- 11.2 The safety car can be instructed to use another track versions (for example the T9 motorbike version as in the picture bellow)



12) Teams Guests

- 12.1 Teams are reminded that guests are included in the category of participants as defined in Article 20 of the International Sporting Code. At the same time, Article 9.15 from the International Sporting Code states that the competitor is responsible for all acts or omissions on the part of any person to whom the competitor has allowed access to the reserved area. The pit lane and the grid are reserved areas.

Event Specific Instructions

13) Track light panel displaying pit entry status.

- 13.1 Light panels 19 indicated on the pit lane map will display a flashing yellow arrow if cars are required to use the pit lane once the Safety Car has been deployed during the race.
- 13.2 Light panels 19 indicated on the pit lane map will display a flashing red cross if the pit lane is closed at any point during the race.

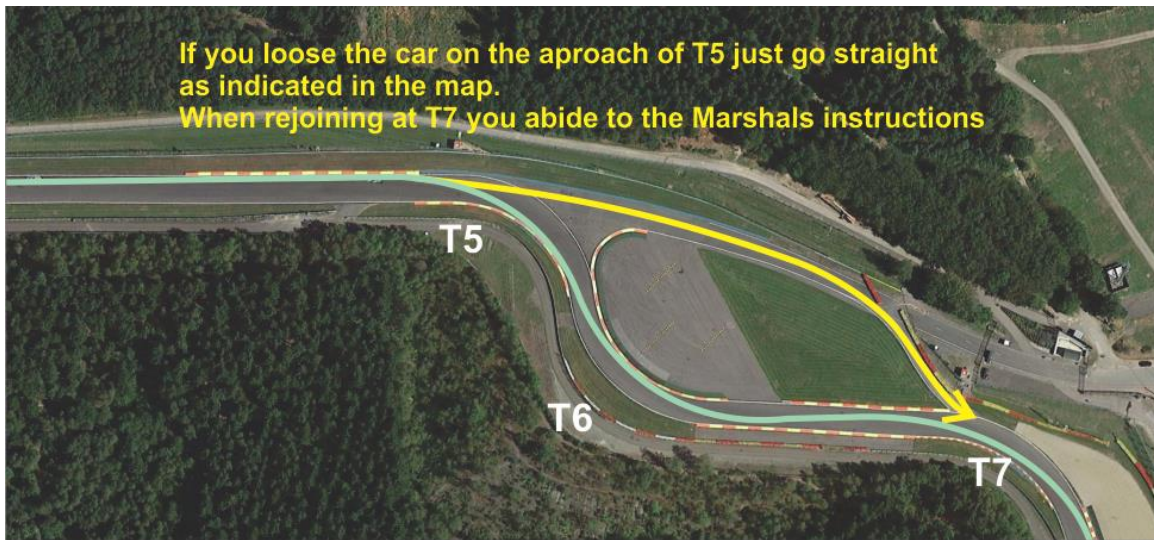
14) Changes to the circuit.

14.1 From 2021 F3 event

- T1: gravel mid-to-exit and brought closer to exit kerb
- Resurfacing on straight after T1 before endurance pit entry
- T2: new single apex kerb 1.6m wide and temporary combination element removed
- T2 – T4: new track surface from approx. 100m before T2 to approx. 100m after T4, increased run-off area by up to 25m, realignment of barriers and new debris fencing
- T5 – T6: new barriers and debris fencing
- **T6: Removal of the three “speed bumps” placed in the runoff of T6, on drivers left, for the remainder of the weekend**
- T7: exit kerb reduced in width and gravel trap behind
- T8: new track surface from beginning of kerb on driver’s left until exit of T9
- T9: **removal of temporary apex kerb** and gravel trap close to track edge on corner exit
- T9: Red sausage kerb has been removed (drivers RHS)
- T10-T11: additional gravel in run-off area, realignment of barrier openings
- T12-T13: additional gravel in run-off area
- T14-T15: additional gravel and entry/exit kerbs reduced in width
- T17: additional gravel in run-off area, new barriers & debris fence
- T18: additional gravel in run-off area

15) Escape road at turn 5

If a driver overshoots the corner at turn 5 there is a small road along the front of the tyre barrier which leads back onto the track at turn 7, please ensure you use this when necessary and then re-join the track in a safe manner without gaining a lasting advantage



16) Pit Lane

- 16.1 The pit lane speed limit is 60 km/h for the entire event.
- 16.2 The pit lane speed is also applied at the Endurance Pit Lane.

17) Pit lane Barriers.

- 17.1 F1 Teams have been instructed to ensure their barriers are no more than three meters from the garages.
- 17.2 F2 Teams and Trolleys will be released into the pit lane no earlier than 20 minutes prior to the pit lane opening.

18) Mandatory Pit Stop

- 18.1 The mandatory pit stop may not be carried out until the driver has completed lap 6 on track.
For the avoidance of doubt the sixth lap must be completed by crossing the Control Line on track (driving across the starting grid).
- 18.2 In case of the Safety Car being deployed through the pit lane and entering the pit lane on lap 6, mandatory pit stops will only be considered valid if a car enters pit lane on the following lap.


19) DRS

DRS Detection will be automatically disabled in each individual zone if any of the light panels in that particular zone are displaying yellow. The zones and corresponding light panels are as follows:

- 19.1 DRS Activation 1: Panels 5,6 & 7
- 19.2 DRS Activation 2: Panels 19, 1 & 2

20) Practice starts.

- 20.1 Practice starts may be carried out on the RHS of the pit exit road after Turn 1 and before the SC2 line. During this time any driver passing a car which has stopped to carry out a practice start may cross the white line that is referred to in 21.3 below.
- 20.2 For reasons of safety and sporting equity, cars may not stop in the fast lane at any time the pit exit is open without a justifiable reason (a practice start is not considered a justifiable reason).
- 20.3 For reasons of safety and sporting equity, at any time the pit exit is open and when practice starts are permitted to be carried out, any car who wishes to perform a practice start must form up in a line and leave in the order they got there unless another car is unduly delayed.



21) Lines or bollards at the Pit Entry and Pit Exit.

- 21.1** In accordance with Chapter 4, Article 4 and 5 of Appendix L to the ISC drivers must follow the procedures at pit entry and pit exit.
- 21.2** Drivers leaving the track to enter the pit entry road, must pass on the right-hand side of the bollard placed on Safety Car line 1.
- 21.3** Before Safety Car line 2, there is a continuous white line separating the cars coming from the pits from the cars on track. For safety reasons, drivers leaving the pits, must respect the afore mentioned line. This line will extend the application of Article 5 c) from Chapter IV of Appendix L.

22) Track Limits.

- 22.1** In accordance with the provisions of Article 27.3, the white lines define the track edges.
- 22.2** Each time a driver fails to negotiate with the exit of turn 19, will result in that lap time and the immediately following lap time being invalidated by the Stewards.

23) Fire extinguishers around the circuit.

- 23.1** Indicated by white boards with a red fire extinguisher image attached to the debris fences and barriers.

24) Places to remove cars from the track.

- 24.1** Indicated by 2m long fluorescent orange panels on the barriers. If it is safe to do so, ideally drivers should try to stop on the **right-hand side** of the track.
- 24.2** Should a car stop on the track during a session, it is recommended that the driver keeps all their protective clothing (Helmet, Gloves, etc) on until they have returned to their garage

25) Removing cars from the grid.

- 25.1** Through the one gate in the pit wall located adjacent to grid position 1

26) Reconnaissance laps

- 26.1** Cars will go on a transfer lap from the Endurance Pit Lane to the F1 Pit Lane. During the 5 minutes the pit lane is open cars will do a lap going straight to the grid, it is not permitted to do more than 1 reconnaissance lap.

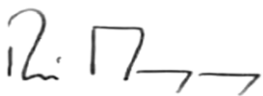
27) Car number light panels for the start.

- 27.1** On the right-hand side of the grid.

28) Suspending a Race.

- 28.1** In case of a race suspension, cars will be stopped in the fast lane of the pits in front of the pit exit lights.

Any other business.



Rui Marques

Race Director

FIA Formula 2 Championship